

# Sing & Strum Preview



*Ukulele for the  
elementary music classroom*

**Jennifer Bailey**

© Jennifer Bailey 2015. All rights reserved.

## THANK YOU!!!

I hope you enjoy using these resources in your classroom. If possible, please leave feedback on this item at my store on TeacherPayTeachers.

The feedback helps me as a seller to continue to improve and make quality resources for you. It also helps me understand how you use them in your own musical setting.

Did you know that each time you provide feedback to a seller that you receive credits that you can use towards future purchases?



## TERMS OF USE

The contents of this files are for single classroom use only. As the purchaser, you have permission to copy these resources for use in your classroom or personal use.

You may not distribute this file to other people to be used personally or commercially. My resources are not to be offered for download on any website or distributed digitally by any means.

If you have questions, please message me on Facebook or e-mail me at [Singtokids@gmail.com](mailto:Singtokids@gmail.com).

Thank you!  
Jennifer Bailey

## Instructions

Sing & Strum is a resource to teach ukuleles in the elementary music classroom. The bundle contains five sections:

- Strumming patterns & Chords
- One Chord Songs
- Two Chord Songs
- Three Chord Songs
- Four Chords & More Songs

I love teaching ukulele in a way that allows me to tie all of the other great learning we do in music. The strumming patterns allow my students to practice rhythmic reading while learning how to strum and play each individual chord. There are rhythm patterns with the strumming notated and rhythm patterns that were left blank. Invite your students to create different ways to strum. As you introduce each new chord, revisit the strum patterns with your students!

Like this product? Be sure to check out the MEGA Bundle on TeachersPayTeachers!

## Credits

Thank you to these fabulous artist for their backgrounds,  
fonts, frames and clip art!

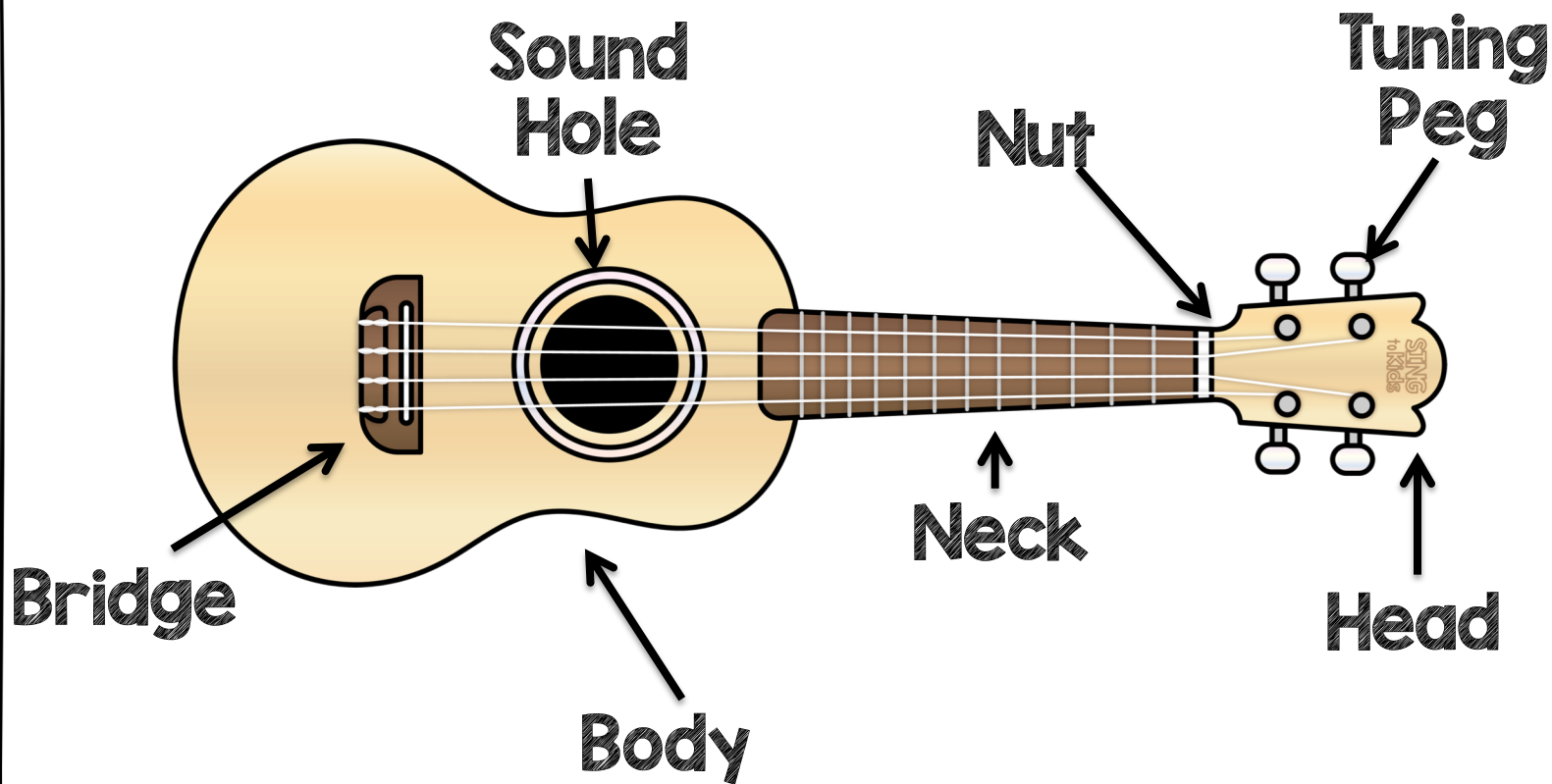




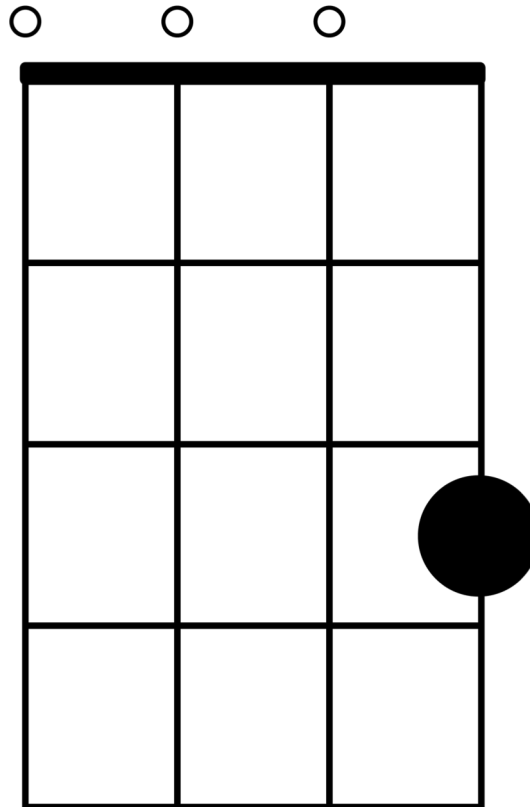
**Ukulele:**

**Basics**

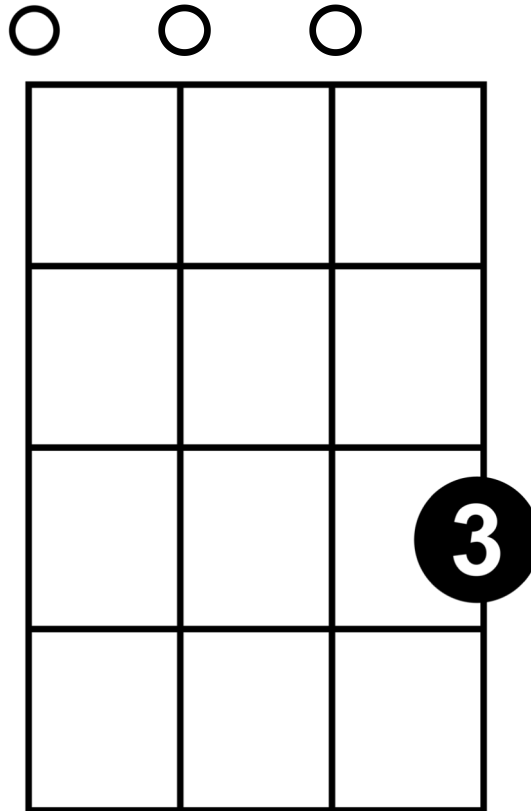
# Ukulele Basics: Instrument Overview



# Ukulele Basics: C Chord

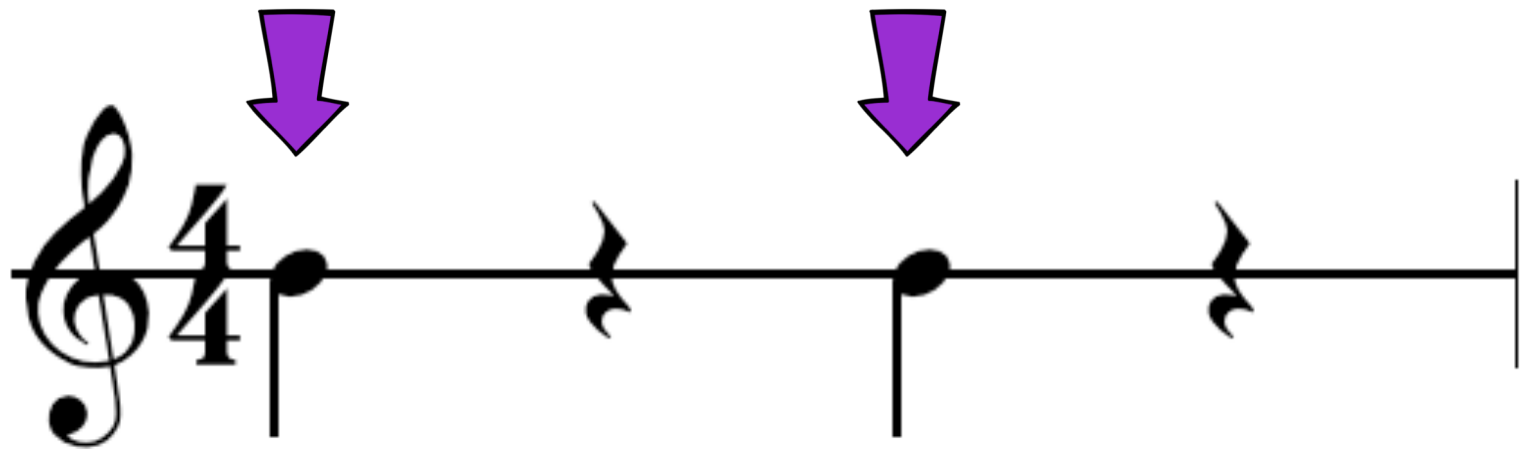


# Ukulele Basics: C Chord

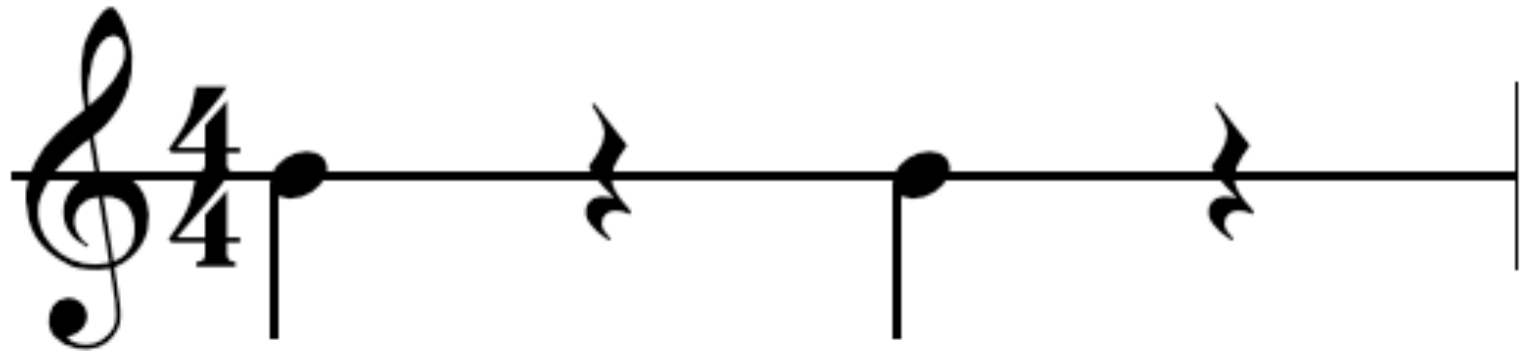


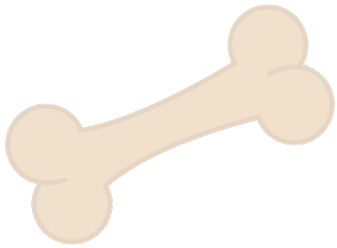


# Strumming Pattern One:



# Strumming Pattern One:





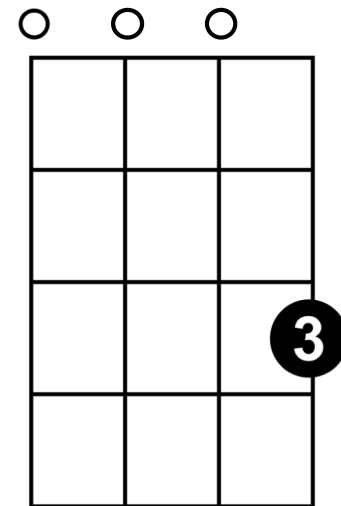
## Doggie, Doggie

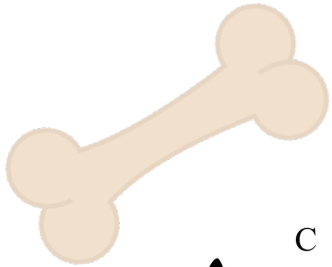
**Doggie, doggie, where's your bone?**

**Somebody stole it from your home!**

**Who stole your bone?**

**I stole your bone!**







# Doggie, Doggie



Dog - gie, dog - gie, where's your bone?



Some - one stole it from your home.



Who stole your bone? \_\_\_\_\_ I stole your bone! \_\_\_\_\_





# London Bridge




London bridge is falling down,

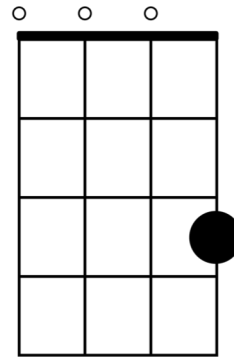
**Falling down, falling down.**

London bridge is falling down,

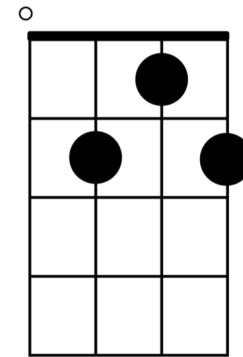
**My fair lady!**



**C**



**G<sup>7</sup>**



# London Bridge



C C G7 C

Lon - don Bridge is fall - ing down. Fall - ing down, fall - ing down.

C C G7 C

Lon - don Bridge is fall - ing down, My fair lad - y!

